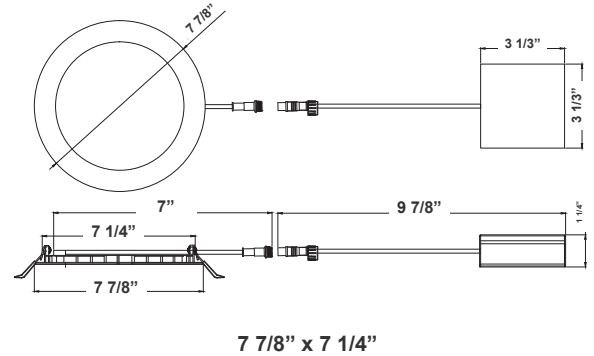



RSL SERIES RESIDENTIAL LIGHTING

RSL8-MCT5
LED ULTRA SLIM RECESSED LIGHTS

Customer Name: _____
Project Name: _____
Note: _____ | Type: _____



LED DOWNLIGHTS (SMOOTH TRIM) - 8" ROUND Ideal for New As Well As Old Residential And Commercial Constructions.

Features

- 8" Smooth Recessed Trim
- Multi CCT (Selectable Switch on the Back of the driver)
- Isolated Driver for Improved Thermal Management
- 5-Year Warranty
- Spun Aluminum with White Powder Coat Finish

Technical Specifications

Electrical:

- Voltage: 120V AC
- Output Voltage: 36VDC
- Power Factor: >0.90
- Wattage: 18W
- Efficacy: 75 LPW
- Total Harmonic Distortion: ≤15 %

Mechanical:

- 1/4" Thick
- Up to 9 AWG18 Wires
- Die-cast Aluminum with white powder coat finish
- Pot Light Housing is Not Required Even for Insulated Ceiling
- Junction box 1-1/4" Thick Included with Fixture
- Typel Crated: Approved for direct contact with insulation
- Maximum Ambient Temperature: -40°F to 104°F
- Damp Location
- 5-Year Warranty

Lighting:

- Dimming: Dimmable Down to 10% Using a Standard TRIAC LED Dimmer
- Lens: 0.125" White Translucent Acrylic
- Can Rotate after Installation to Align
- LED: Seoul DOB (Driver On Board) Technology
- Optics: White Translucent Acrylic
- Total Lumens: 1350LM
- Color Temperatures: 2700K/ 3000K/ 3500K/ 4000K/ 5000K
- Multi CCT (Selectable Switch on the Back of the driver)
- Color Rendering Index: CRI ≥ 80
- Beam Angle: 100°-110°
- Rated life: 50,000 hrs

Applications:

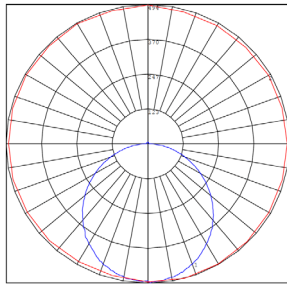
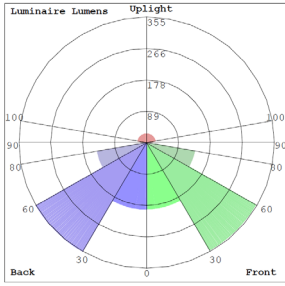
- LED recessed trims have been designed to be a flexible lighting solution for new construction applications, Ideal for closets, storage areas, attics, corridors, or general lighting solutions for residential and commercial applications

Other Models:

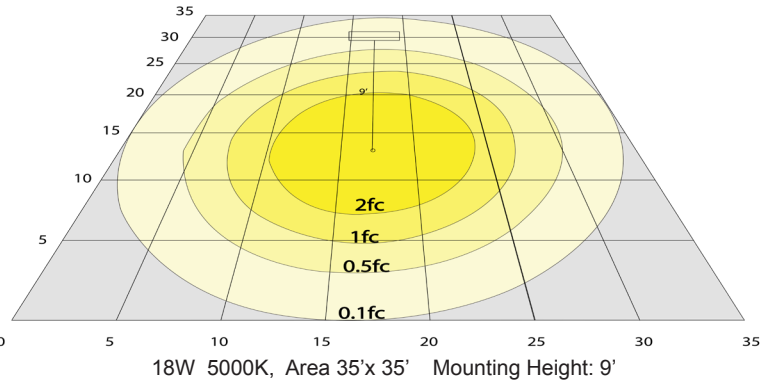
• 6W | 400LM | RSL3-MCT5 • 9W | 630LM | RSL4-MCT5 • 15W | 1125LM | RDL6-MCT5 • 20W | 1500LM | RSL10-MCT5 • 24W | 1800LM | RSL12-MCT5



Photometrics: RSL8-MCT5



BUG Rating: B1-U2-G1




Other Views:



Side View



Front View



Junction box 1-1/4" thick included with fixtures

Back View

Performance Table: RSL8-MCT5

MODEL NO.	Wattage	Voltage	Lumens	Color Temp.	BUG Rating	LPW
RSL8-MCT5	18W	120V	1350LM	2700K	B1-U2-G1	75
				3000K		
				3500K		
				4000K		
				5000K		

Sample Ordering

Model **Color Temp.**

RSL8 - MCT5

Accessories:

Blank = No Option For Accessories
 RSL-EXT-10FT-MCT = 10 FT. EXTENSION CABLE FOR USE WITH ALL SLIM LIGHT
 RSL8-RI = 8" ROUND ROUGH-IN PLATE, 26" LONG
 RSL8-GR = GOOF RING FOR 8IN LIGHTS WITH BUTTERFLY WINGS

Factory-Installed Option:

Blank = No Option For Accessories
 OPT-EM-DL1EXT = EXTERNAL BATTERY BACKUP

ACCESSORIES:



E-26
Includes Medium Base E-26 Screw-in Adapter That Fits Any Standard



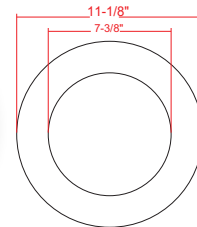
RSL8-RI
8" Round Rough-in Plate, 26" Long



RSL-EXT-10FT-MCT
10 Ft. Extension Cable For use with all Slim Light



RSL8-GR
Goof Ring For 8in Lights With Butterfly Wings



FACTORY-INSTALLED OPTION:



OPT-EM-DL1EXT
EXTERNAL BATTERY BACKUP

Example:

1. RSL8-MCT5 (FOR RSL8 18W MCT5 FIXTURE 120V)

2. RSL8-MCT5 OPT-EM-DL1EXT (FOR RSL8 18W MCT5 FIXTURE 120V) (EXTERNAL BATTERY BACKUP)



Compatible Dimmer List:

MODEL NO.	BRAND
6631-1LT	LEVITON
MACL-153MLH-AL	LUTRON
TGCL-153PH-LA	LUTRON
DVW-603PGH-WH	LUTRON
CT-600PR-WH	LUTRON
LGCL-153PHL-IV	LUTRON
TGCL-153PH-LA	LUTRON
LSLV603PWV	LUTRON
6674-POW	LEVITON
DVCL-153P	LUTRON
MSCL-OP153P	LUTRON
CTCL-153P	LUTRON
MACL-153M	LUTRON
HCL453PTCCCV6	PASS & SEYMOUR
LSLV603PWV	PASS & SEYMOUR

